




















Shaft encoders WDG					
					 Aluminium
Type	24A	40A	40S	50B	53S
Flange	synchro flange	servo flange	screw flange	clamping flange	screw flange
Resolution	up to 1024 PPR	up to 2500 PPR			up to 1500 PPR
Housing	Ø 24 mm, L 30 mm	Ø 40 mm, L 41,5 mm	Ø 40 mm, L 33,5 mm	Ø 50 mm, L 44 mm	Ø 53 mm, L 44 mm
Shaft	Ø 6 mm, L 12 mm	Ø 6 mm, L 11,5 mm	Ø 6 mm, L 13 mm	Ø 8 mm, L 15 mm	Ø 6 mm, L 13 mm
Max. operating speed	12.000 min <sup>-1</sup>				6.000 min <sup>-1</sup>
Permitted shaft loading	max. 80 N radial max. 50 N axial			max. 120 N radial max. 70 N axial	max. 20 N radial max. 10 N axial
Output circuits	TTL, RS422 comp., HTL	TTL, RS422 compatible, HTL			
Output channels	AB, ABN and AB inv. ABN inv.				
Max. output frequency	200 kHz				
Operating voltage	4,75 VDC up to 5,5 VDC 10 VDC up to 30 VDC 5 VDC up to 30 VDC max. 40 mA	4,75 VDC up to 5,5 VDC 10 VDC up to 30 VDC max. 70 mA			
Operating temperature	-40 °C up to +80 °C	-20 °C up to +80 °C (Option: -40 °C up to +80 °C)			
Degree of protection	IP65 all around (option: IP67 all around)	IP67, shaft sealed to IP65, (option: IP67 all around)			IP68 all around, with connector, direct at connector IP67
wachendorff-automation.com	/wdg24a	/wdg40a	/wdg40s	/wdg50b	/wdg53s

Shaft encoders WDG					
	 stainless-steel				
Type	53V	58A	58B	58C	58D
Flange	screw flange	synchro flange	clamping flange	synchro flange	clamping flange
Resolution	up to 1500 PPR	up to 25000 PPR			
Housing	Ø 53 mm, L 44 mm	Ø 58 mm, L 42 mm			
Shaft	Ø 6 mm, L 13 mm	Ø 6 mm, L 12 mm	Ø 10 mm, L 20 mm		Ø 12 mm, L 25 mm
Max. operating speed	6000 min <sup>-1</sup>	10000 min <sup>-1</sup>	8000 min <sup>-1</sup>		
Permitted shaft loading	max. 20 N radial max. 10 N axial	max. 125 N radial max. 70 N axial	max. 220 N radial max. 120 N axial	max. 200 N radial max. 120 N axial	max. 400 N radial max. 400 N axial
Output circuits	TTL, RS422 comp., HTL	TTL, RS422 compatible, HTL, 1 Vss Sin/Cos			
Output channels	AB, ABN and AB inv. ABN inv.				
Max. output frequency	200 kHz	2 MHz			
Operating voltage	4,75 VDC up to 5,5 VDC 10 VDC up to 30 VDC max. 70 mA	4,75 VDC up to 5,5 VDC 10 VDC up to 30 VDC 5 VDC up to 30 VDC max. 100 mA			
Operating temperature	-20 °C up to +80 °C (option: -40 °C up to +80 °C)	-20 °C up to +80 °C (option: -40 °C up to +80 °C) 1 Vss: -10 °C up to +70 °C			
Degree of protection	IP68 all around	IP67, shaft sealed to IP65	IP67, shaft sealed to IP65, (Option: IP67 all around)	IP67, shaft sealed to IP65	
wachendorff-automation.com	/wdg53v	/wdg58a	/wdg58b	/wdg58c	/wdg58d

Shaft encoders WDG				
		 available ex-stock	 stainless-steel V4A	
Type	58K	58T	58V	63B
Flange	clamping flange			
Resolution	up to 25000 PPR	360, 500, 1024 PPR	up to 25000 PPR	
Housing	Ø 58 mm, L 42 mm			Ø 2.5", L 1.772"
Shaft	Ø 6 mm, L 20 mm	Ø 10 mm, L 20 mm	Ø 10 mm, L 18 mm	Ø 3/8", L 0.874"
Max. operating speed	8.000 min <sup>-1</sup>		3.600 min <sup>-1</sup>	5.000 min <sup>-1</sup>
Permitted shaft loading	max. 80 N radial max. 50 N axial	max. 220 N radial max. 120 N axial	max. 100 N radial max. 100 N axial	max. 200 N radial max. 120 N axial
Output circuits	TTL, RS422 comp. HTL, 1 Vss Sin/Cos	HTL	TTL, RS422 comp. HTL	TTL, RS422 compatible, HTL, 1 Vss Sin/Cos
Output channels	AB, ABN and AB inv. ABN inv.			
Max. output frequency	2 MHz	150 kHz	2 MHz	
Operating voltage	4,75 VDC up to 5,5 VDC 10 VDC up to 30 VDC 5 VDC up to 30 VDC max. 100 mA	5 VDC up to 30 VDC max. 70 mA	4,75 VDC up to 5,5 VDC 10 VDC up to 30 VDC 5 VDC up to 30 VDC max. 100 mA	
Operating temperature	-20 °C up to +80 °C (option: -40 °C up to +80 °C), 1 Vss: -10 °C up to +70 °C	-10 °C up to +70 °C	-20 °C up to +80 °C (option: -40 °C up to +80 °C), 1 Vss: -10 °C up to +70 °C	
Degree of protection	IP67, shaft sealed to IP65, (option: all around IP67)	IP50, shaft sealed to IP54	IP67 all around and IP69K	IP67, shaft sealed to IP65 (option: all around IP67)
wachendorff-automation.com	/wdg58k	/wdg58t	/wdg58v	/wdg63b

Shaft encoders WDG					
					
Type	63Q	67Q	90B	115M	115T
Flange	square flange		clamping flange	tacho flange	
Resolution	up to 25000 PPR				
Housing	□ 2.5", L 1.772"	□ 2.65", L 1.772"	Ø 90 mm, L 37 mm	Ø 115 mm, L 49 mm	
Shaft	Ø 3/8", L 0.874"		Ø 12 mm, L 26 mm	Ø 11 mm, L 33 mm	Ø 10 mm, L 25 mm
Max. operating speed	5.000 min <sup>-1</sup>		8.000 min <sup>-1</sup>		
Permitted shaft loading	max. 200 N radial max. 120 N axial		max. 200 N radial max. 150 N axial	max. 200 N radial max. 120 N axial	
Output circuits	TTL, RS422 compatible, HTL, 1 Vss Sin/Cos				
Output channels	AB, ABN and AB inv. ABN inv.				
Max. output frequency	2 MHz				
Operating voltage	4,75 VDC up to 5,5 VDC 10 VDC up to 30 VDC 5 VDC up to 30 VDC max. 100 mA				
Operating temperature	-20 °C up to +80 °C (Option: -40 °C up to +80 °C), 1 Vss: -10 °C up to +70 °C				
Degree of protection	IP67, shaft sealed to IP65 (option: all around IP67)				
wachendorff-automation.com	/wdg63b	/wdg67b	/wdg90b	/wdg115m	/wdg115t